



HOW TO DOWNLOAD THE CERTIFICATE

1. Visit on our website www.delhimedicalcouncil.org
2. Click on Login
3. Please enter the Login details your Email Address and password
4. In case you have forget the password click on Forgot password by entering your case Id and regenerate the new password
5. In case of Login Failed please check your Email and activate the Verification Link and activate your account
6. Click on I am not a robot and click the Login

Email:*
nimshar@hotmail.com

Password:*
•••••

 I'm not a robot 
reCAPTCHA
Privacy - Terms

Login

7. After you click on LOGIN it ask for Have you Chacked the details?
8. And click OK
9. After you Login the main screen with your regsitration details will shown

Hi! Dr. MEHTA

Registraion No	Original Registraion Date	Last Renewed	Expiry Date
44934-RRE	02-09-2009	19-12-2014	18-12-2019

Service Offerings



Additional Qual Addition



Good Standing Certificate



No Objection Certificate



Duplicate Certificate



Case Status

NOTE:- Please click the Service Request status to download/print all the certificates.

NOTE:- Please click on Case Status to know the status of your Case ID.

9. To check the status of your registration Click on the Case Status

Case Status for Regd ID-44934-RRE

Case ID	Type	Service Description	Date Submitted	Final Status	Check Status
6296	Service	Renewal of Registration	15-12-2014	Approved	Check Status
14296	Service	Renewal of Registration	13-05-2015		Check Status

NOTE:-Please Click on Check Status for respective Case ID to know the Status or to print the Certificates

10. Now click on the Check Status to know the status of Case Id which was generated when applied for Registration/NOC/COG/Renewal/Additional Qualification ext.

Case Type - Service Request - Renewal

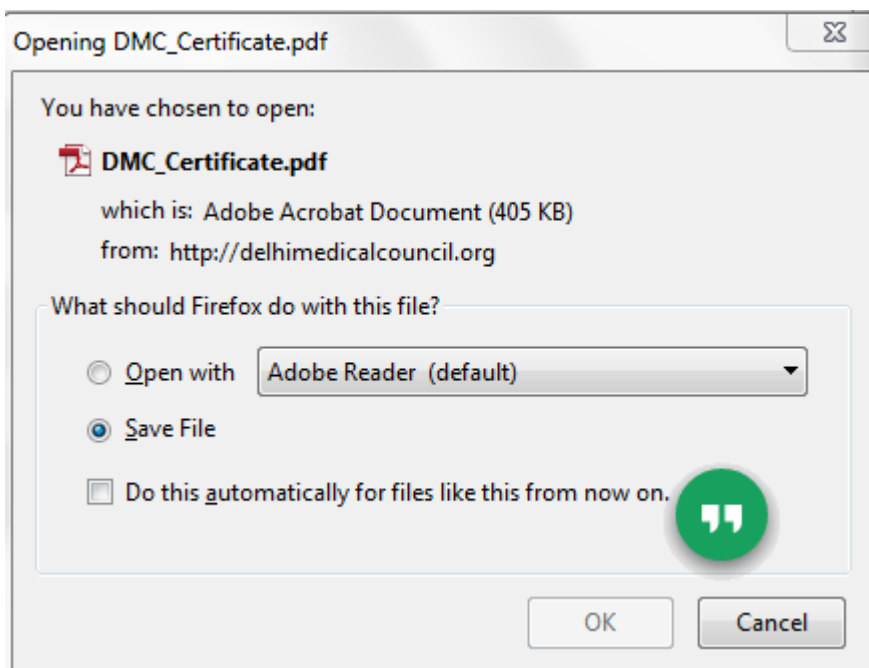
	Form	Payment	Documents	Verification
Submit Status	✓	✓	✓	—
Submit Date	15-12-2014	15-12-2014	15-12-2014	Not Initiated
—				
Approval Status	Approved	Received	Approved	--
Approval Date	19-12-2014	17-12-2014	17-12-2014	Not Initiated

[Print Certificate](#)

NOTE:- Note-To Download the Certificate Please Click Print Certificate Button Above. The password for same is DOB in DD-MM-YYYY Format.

For Eg If your DOB is 07-MAR-1980 or 7-3-80 then your password is 07-03-1980. Please make sure that password is 07-03-1980 and not 07031980 or any other format.

11. Now click on the Print Certificate, it will ask to save the certificate



12. The PDF is generated of certificate and the certificate is password protected

13. The password is DOB in DD-MM-YYYY Format. For eg if your DOB is 07-Mar-1980 then your password is 07-03-1980. Please make sure that password is 07-03-1980 and not 07031980 or any other format.

Note-Please note that no certificate will be dispatch by post at the mailing address or Emailed and all the certificate are available Online only under Login page on our website www.delhimedicalcouncil.org